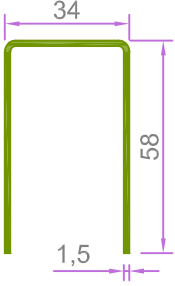
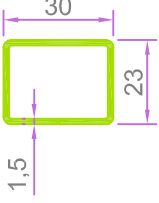
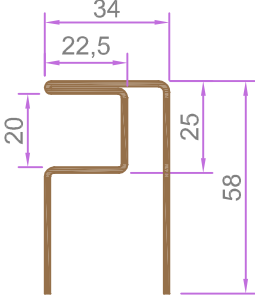


## HEBE SCHIEBE SİSTEM KANAT DESTEK SAÇLARI

| DESTEK SACI   | ÜRÜN KODU | KULLANIM YERLERİ                             | KALINLIK VE AĞIRLIK kg/m |        |        |
|---|-----------|--|--------------------------|--------|--------|
|   |           |  | 1.25mm                   | 1.55mm | 2.05mm |
|    | DS01055   | 1702 HEBE SCHIEBE KANAT PROFİLİ DESTEK SACI  |                          | 1.708  | 2.265  |
|   | DS01056-K | 1702 HEBE SCHIEBE KANAT PROFİLİ TAKVİYE SACI |                          | 1.146  | 1.458  |
|  | DS01059   | 1702 HEBE SCHIEBE KANAT ÖZEL DESTEK SACI     |                          | 2.179  | 2.875  |