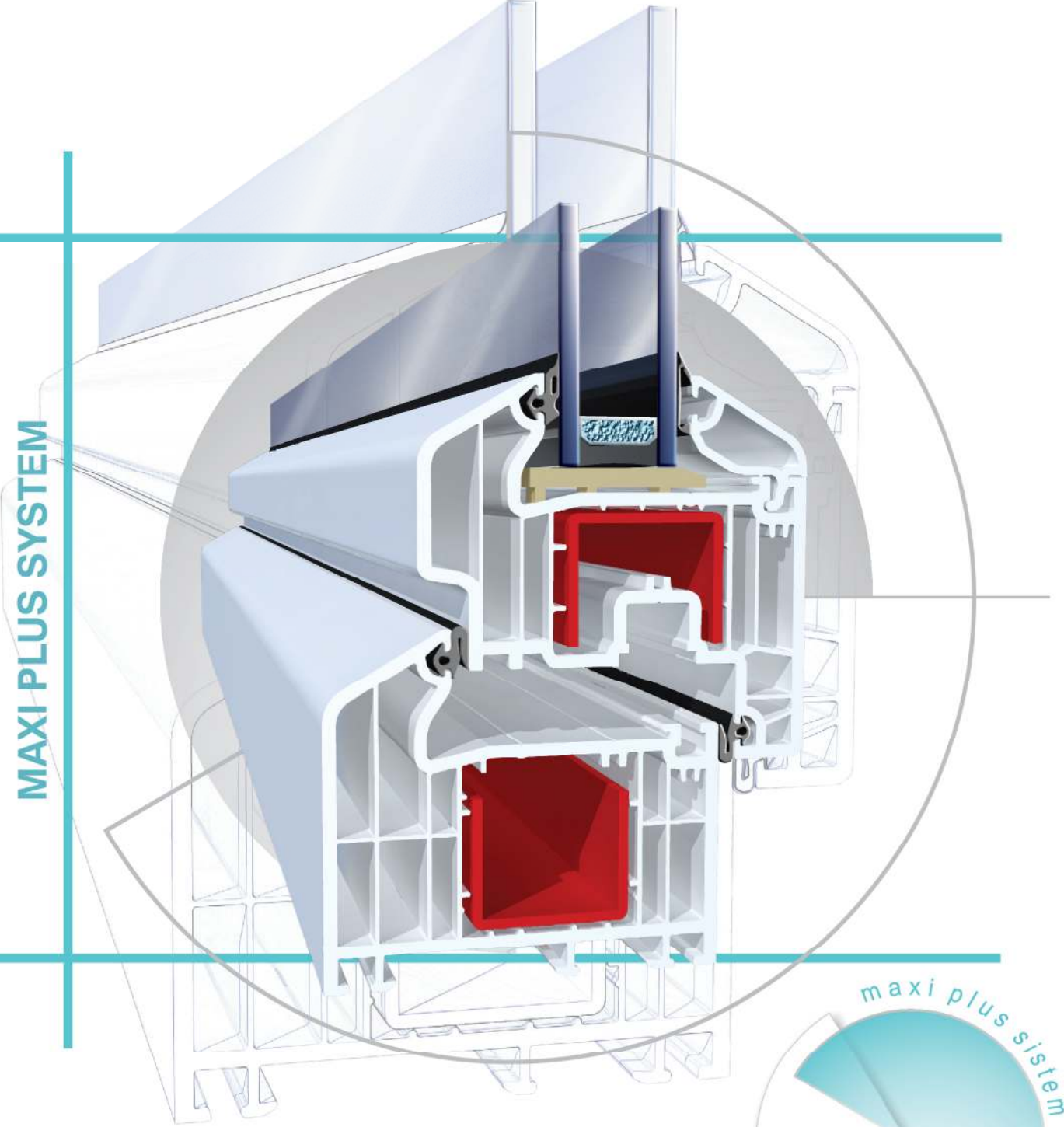




**MAXI PLUS**

**ASAŞPEN**<sup>®</sup>  
PVC-U Pencere Sistemleri

MAXI PLUS SYSTEM



maxi plus sistem

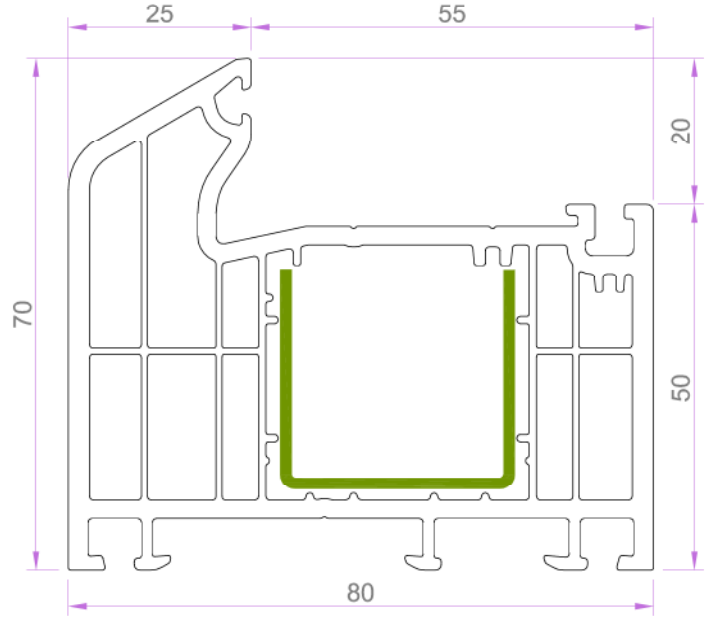
**ASAŞPEN**  
PVC-U Pencere Sistemleri

## PROFİL TEKNİK ÇİZİMLERİ

## KASA PROFİLİ (6- ODACIKLI )

8061	1.547 kg/m
8061 EU-B	1.396 kg/m

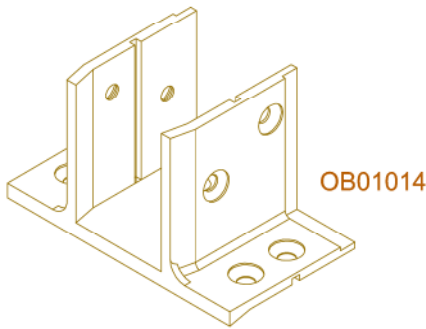
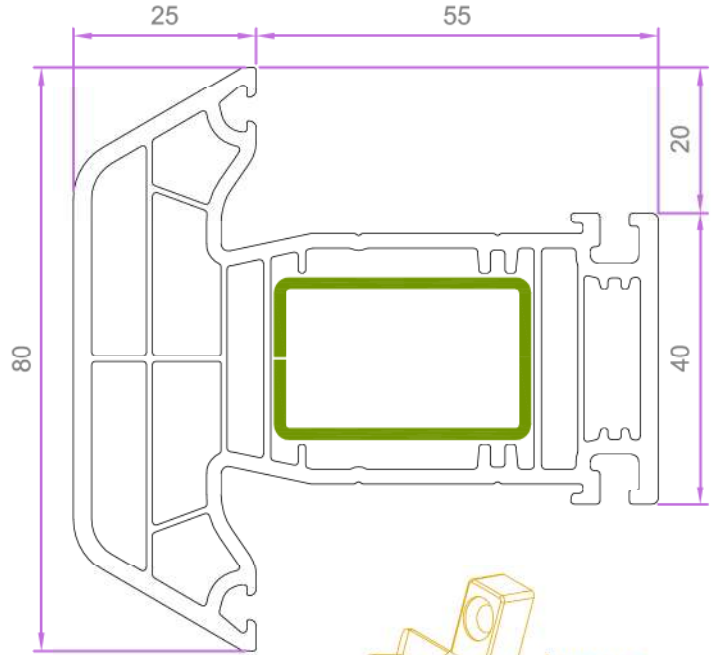
	KALINLIK	AĞIRLIK-kg/m
U - Destek sacı DS 01050 32 X 30	1.25mm	0.833
	1.55mm	1.035
	2.05mm	1.368
Kutu Destek sacı DS 01050-K 32 X 30	1.25mm	1.148
	1.55mm	1.402
	2.05mm	1.829
Alternatif U - Destek sacı DS 01045 32 X 26	1.25mm	0.788
	1.55mm	0.972
	2.05mm	1.243



## ORTA KAYIT PROFİLİ (6- ODACIKLI )

8062	1.384 kg/m
------	------------

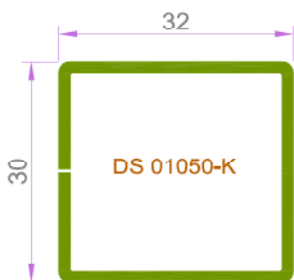
	KALINLIK	AĞIRLIK-kg/m
U - Destek sacı DS 01047 22 X35	1.25mm	0.827
	1.55mm	1.035
	2.05mm	1.384
Kutu Destek sacı DS 01047-K 35 X 22	1.25mm	1.001
	1.55mm	1.240
	2.05mm	1.629



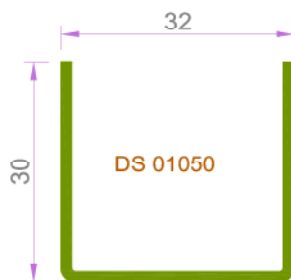
OB01014



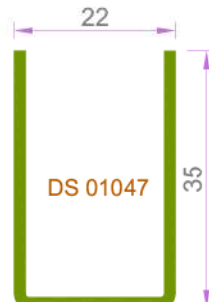
İK01010



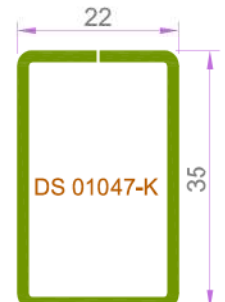
DS 01050-K



DS 01050



DS 01047



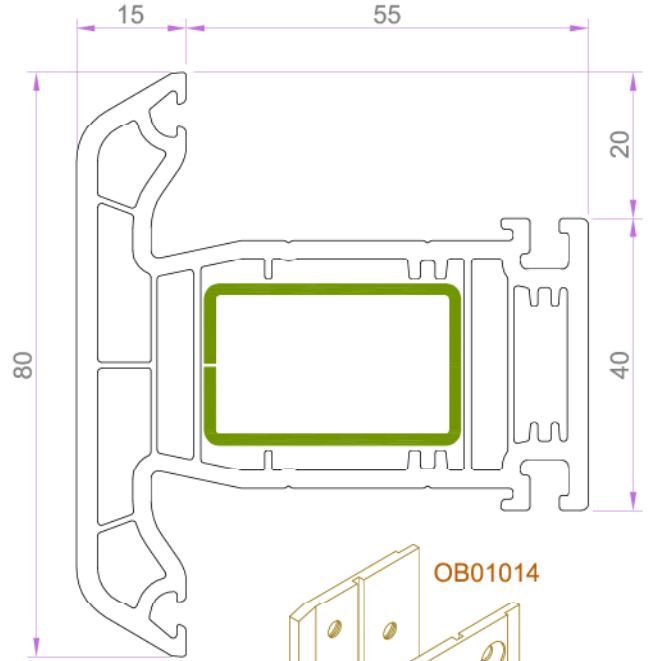
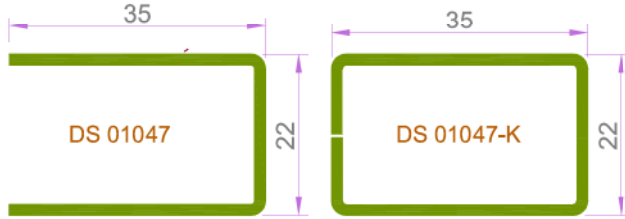
DS 01047-K

## PROFİL TEKNİK ÇİZİMLERİ

## ORTA KAYIT PROFİLİ

7056	1.413 kg/m
7056 EU-B	1.268 kg/m

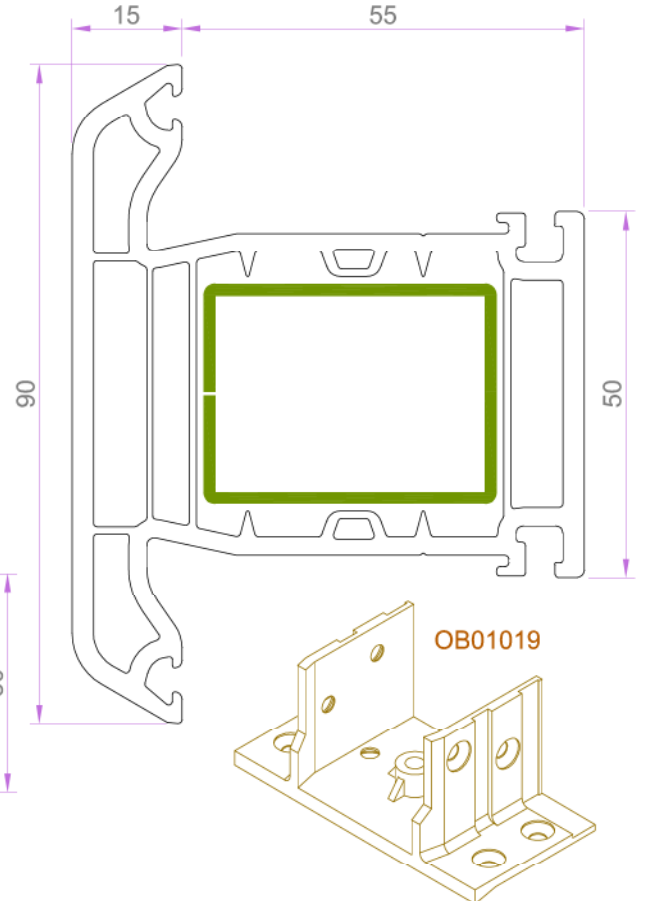
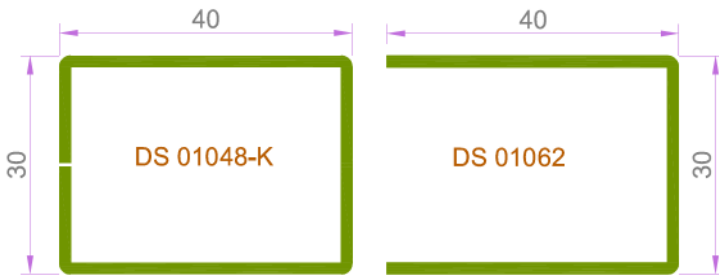
	KALINLIK	AĞIRLIK-kg/m
U - Destek sacı	1.25mm	0.827
DS 01047	1.55mm	1.035
22 X35	2.05mm	1.384
Kutu Destek sacı	1.25mm	1.001
DS 01047-K	1.55mm	1.240
35 X 22	2.05mm	1.629



## ÇEKTİRME VİDALI O.KAYIT (GENİŞ)

7077	1.521 kg/m
7077 EU-B	1.351 kg/m

	KALINLIK	AĞIRLIK-kg/m
U - Destek sacı	1.25mm	1.055
DS 01062	1.55mm	1.297
30 X 40	2.05mm	1.696
Kutu Destek sacı	1.25mm	1.317
DS 01048-K	1.55mm	1.612
30x40	2.05mm	2.093

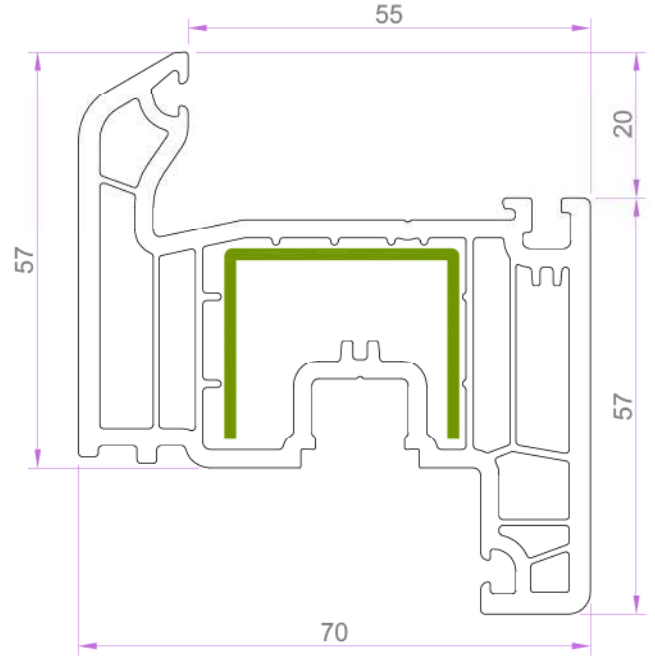


## PROFİL TEKNİK ÇİZİMLERİ

## KANAT PROFİLİ

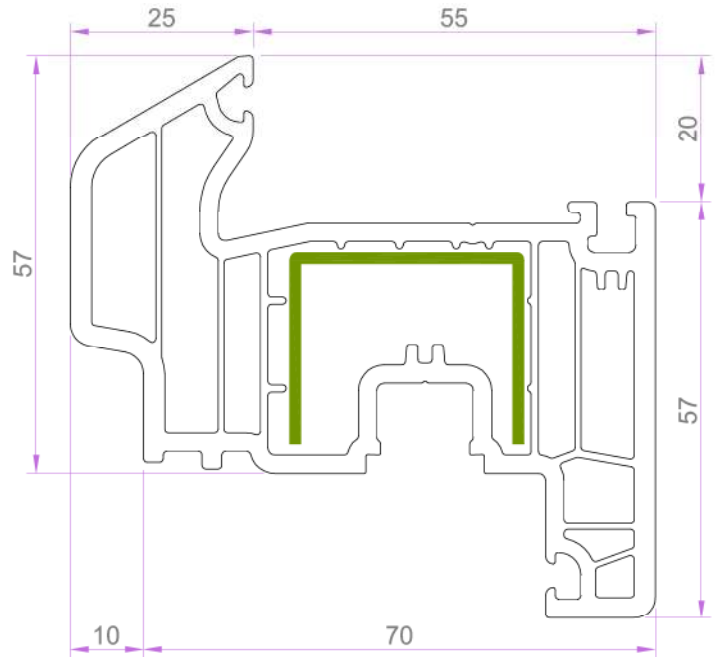
7053	1.446 kg/m
7053 EU-B	1.286 kg/m

	KALINLIK	AĞIRLIK-kg/m
U - Destek sacı	1.25mm	0.788
DS 01045	1.55mm	0.972
32 X 26	2.05mm	1.243



## DAMLALIKLI KANAT "6 ODACIKLI"

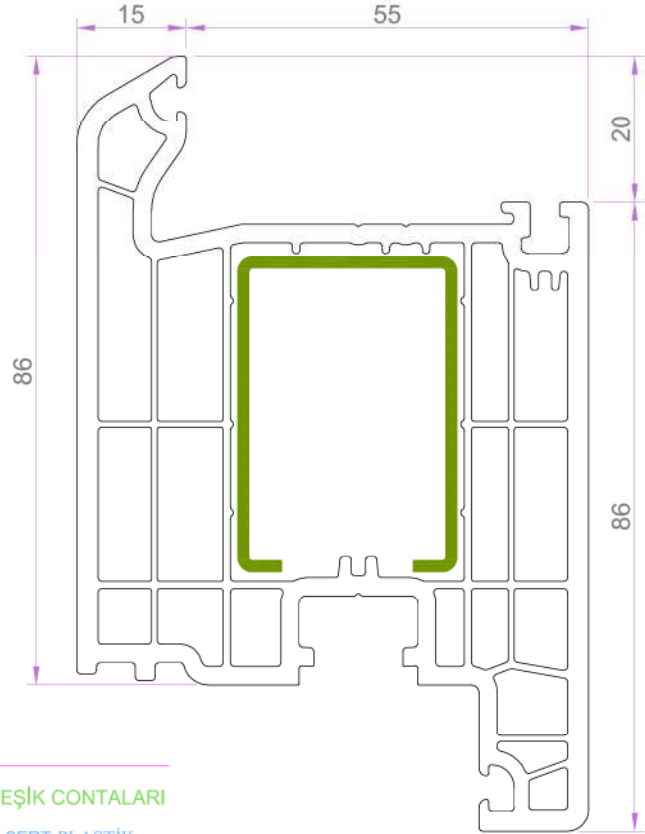
7054	1.528 kg/m
7054 EU-B	1.362 kg/m



## KAPI KANAT PROFİLİ "İÇERİ AÇILAN "

7057	1.953 kg/m
7057 EU-B	1.761 kg/m

	KALINLIK	AĞIRLIK-kg/m
U - Destek sacı	1.25mm	1.184
DS 01048	1.55mm	1.456
30x43x6	2.05mm	1.857
Kutu Destek sacı	1.25mm	1.317
DS 01048-K	1.55mm	1.612
30x40.5	2.05mm	2.093



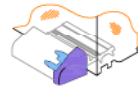
## KAPI KANAT ALM. DAMLALIK

05DA01209 - FLOKSAL  
 05DA01213 - RAL 9016  
 05DA01214 - KOYU KAHVE



## ALÜM. DAMLALIK KAPAĞI

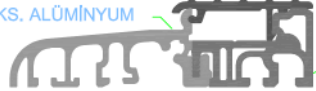
05DA01217 -KAP. BEYAZ  
 05DA01218 -KAP. GRİ  
 05DA01219 -KAP. K.KAHVE



## 70mm ISI YALITIMLI ALÜM. EŞİK

PLASTİK RENKLİ KAPAK

ELOKS. ALÜMİNYUM



PLASTİK  
 RENKLİ  
 PARÇA

05DA01207 - EŞİK SİYAH KAPAKLI  
 05DA01208 - EŞİK GRİ KAPAKLI  
 05DA01211 - EŞİK BEYAZ KAPAKLI

ISI YALITIMLI ALÜMİNYUM. EŞİK  
 (İSPANYOLET KARŞILIK YUVALI)

05DA01220 - EŞİK GRİ KAPAKLI  
 05DA01222 MANTARBAŞLI KARŞILIK

## 7397 ELOKSAL ALÜMİNYUM EŞİK



AB01015-E ELOKSAL ALM. EŞİK  
 AB01015-R SİYAH ELOKSAL ALM. EŞİK

## KAPI ALTI EŞİK CONTALARI

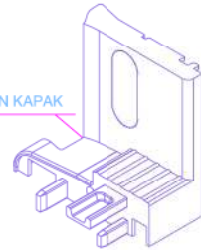
SERT PLASTİK  
 05DA01210 - 16/12mm  
 05DA01215 - 16/10mm  
 CONTA



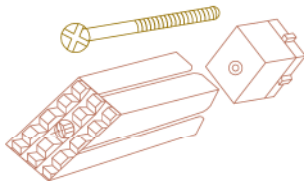
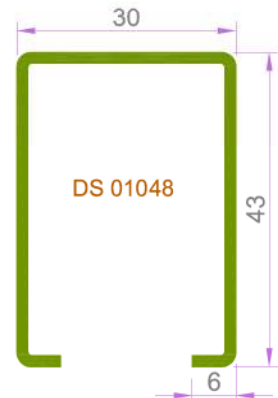
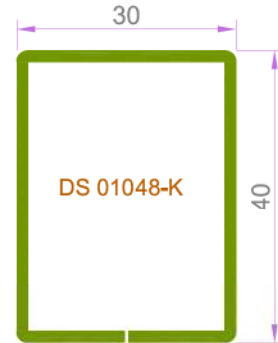
05DA01216-16mm  
 SERT PLASTİK  
 CONTA



## YAN KAPAK



EŞİK PRF. YAN KAPAK (SAĞ&SOL)  
 EK01005-7051&7052-L&R-BEYAZ  
 EK01005R-7051&7052-L&R-RENKLİ



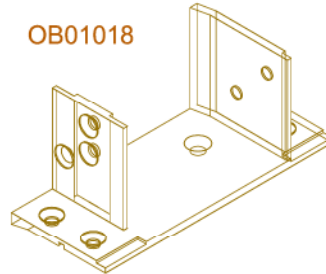
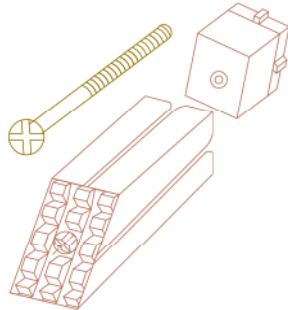
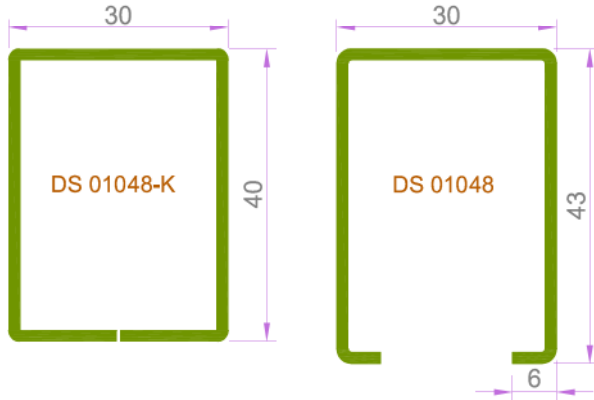
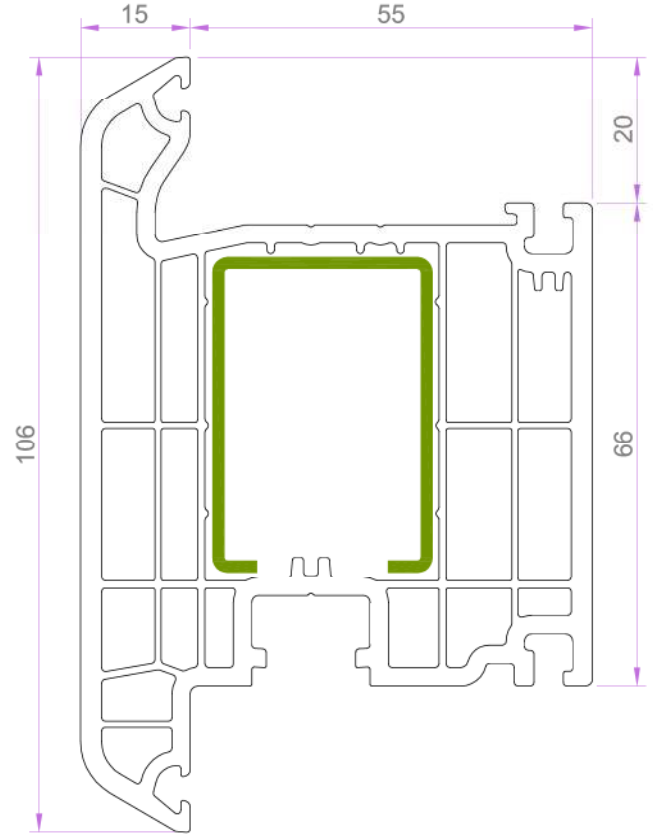
KAPI KÖŞE TAKOZLARI  
 KT01004-26x39 DS01048  
 KT01005-26x36 DS01048-K

## PROFİL TEKNİK ÇİZİMLERİ

## KAPI KANAT PROFİLİ "DIŞARI AÇILAN "

7058	1.933 kg/m
7058 EU-B	1.745 kg/m

	KALINLIK	AĞIRLIK-kg/m
U - Destek sacı	1.25mm	1.184
DS 01048	1.55mm	1.596
30x43x6	2.05mm	1.857
Kutu Destek sacı	1.25mm	1.317
DS 01048-K	1.55mm	1.612
30x40	2.05mm	2.093

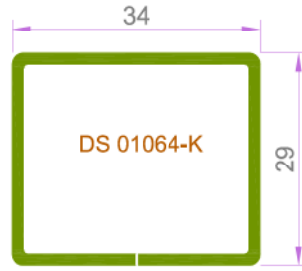
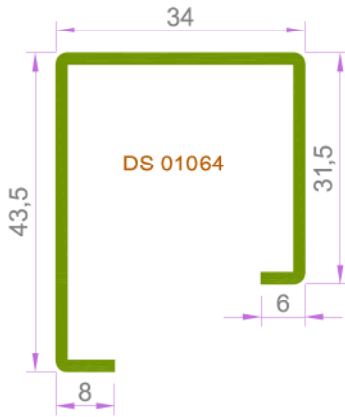
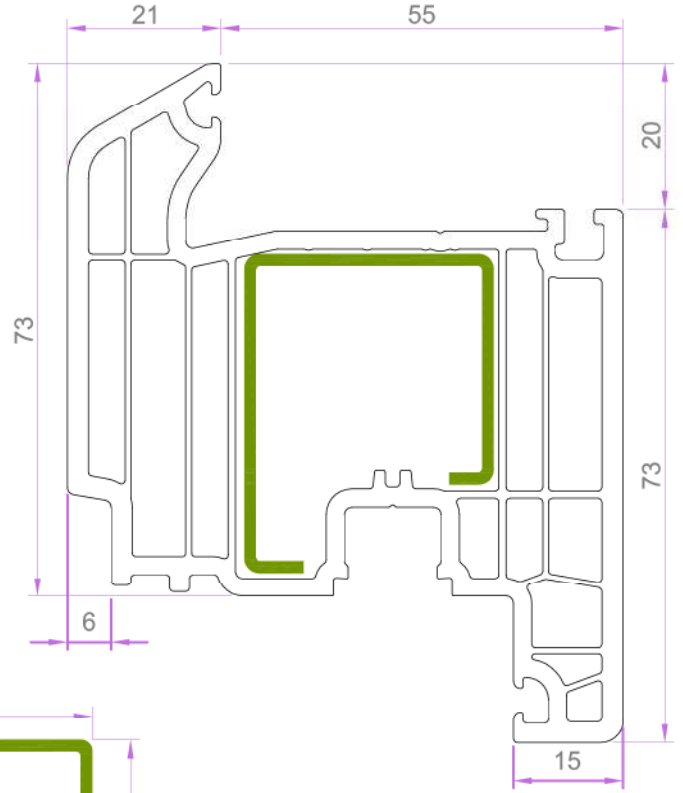


**KAPI KÖŞE TAKOZU**  
KT01004-26x39 DS01048  
KT01005-26x36 DS01048-K

## FRANSIZ DAMLALIKLI KAPI KANAT

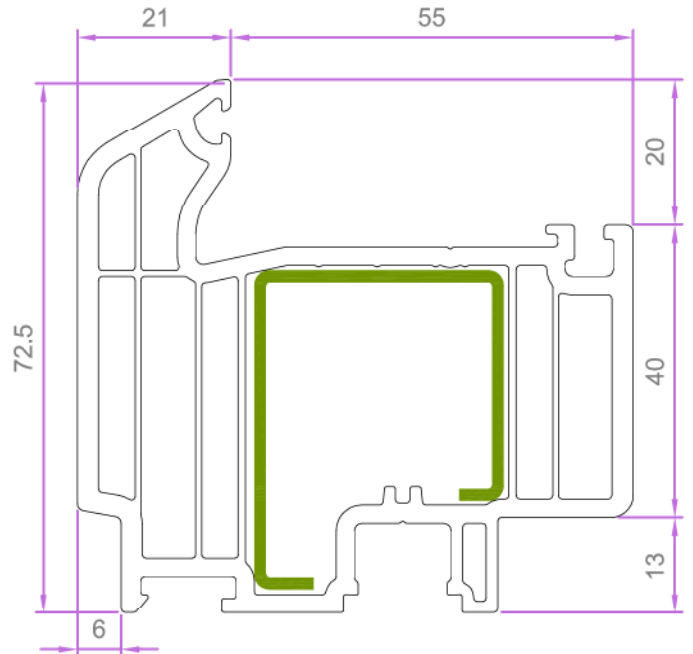
7080	1.775 kg/m
7080 EU-B	1.590 kg/m

	KALINLIK	AĞIRLIK-kg/m
Şekilli destek sacı DS 01064 34x31,5x43,5x8x6 mm	1.25mm	1.155
	1.55mm	1.410
	2.05mm	1.826
Kutu Destek sacı DS 01064-K 34x29 mm	1.25mm	1.181
	1.55mm	1.443
	2.05mm	1.867

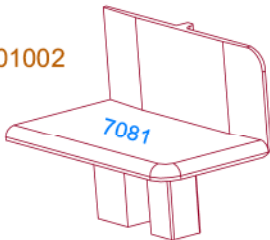


## FRANSIZ ADAPTÖR KAPI KANAT

7081	1.486 kg/m
7081 EU-B	1.324 kg/m



HK01002





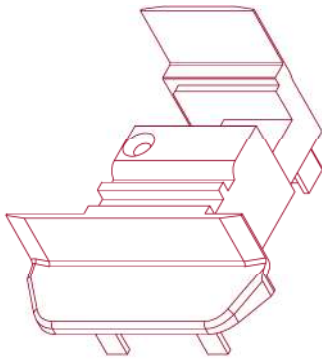
## PROFİL TEKNİK ÇİZİMLERİ

## 7059 HAREKETLİ ORTA KAYIT

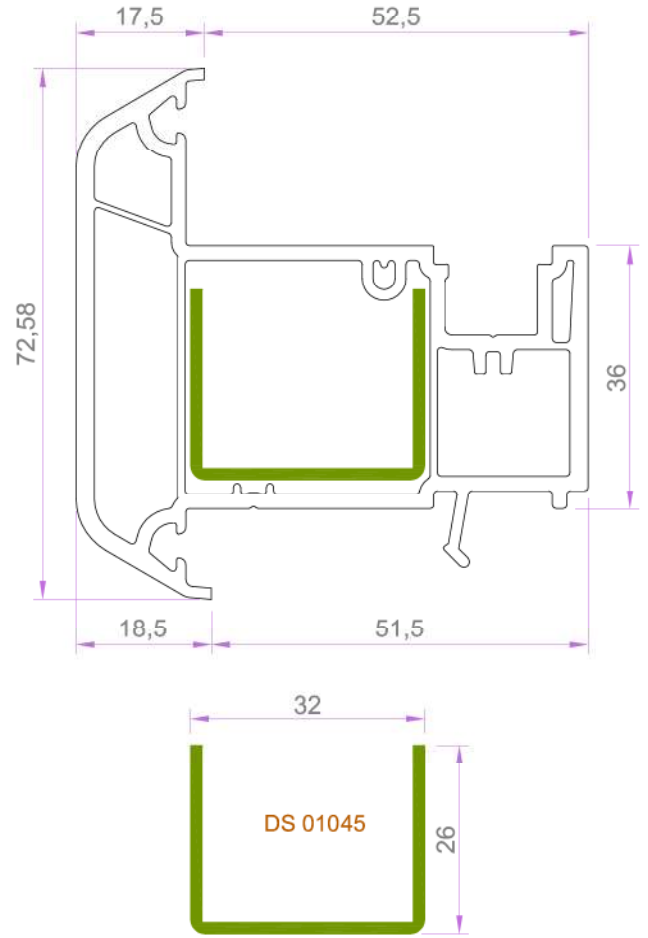
7059

1.088 kg/m

	KALINLIK	AĞIRLIK-kg/m
U - Destek sacı	1.25mm	0.788
DS 01045	1.55mm	0.972
32 X 26	2.05mm	1.243



HK01010



HK01001

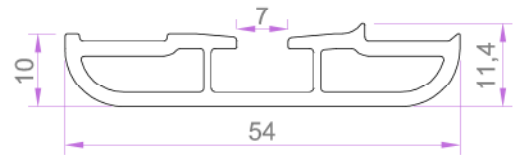
## HAREKETLİ KANAT İÇ KAPAK

7072

0.326 kg / m




7072



## ADAPTÖR KANAT DIŞ BİNİ PRF.

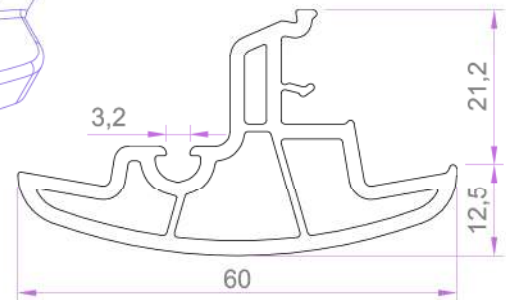
7073

0.546 kg / m



HK01001

7073

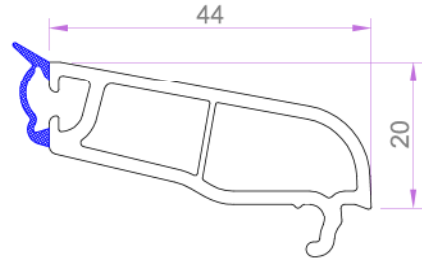


## PROFİL TEKNİK ÇİZİMLERİ

TEK CAM ÇİTASI "4mm "

7074

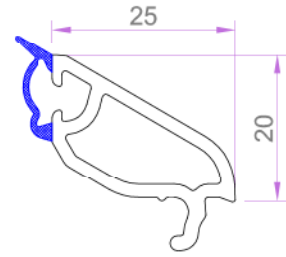
0.355 kg/m



ÇİFT CAM ÇİTASI "24mm "

7062

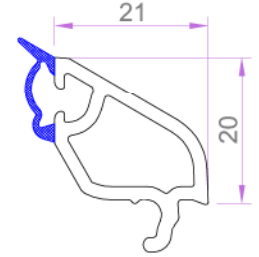
0.237 kg/m



ÇİFT CAM ÇİTASI "28mm "

7064

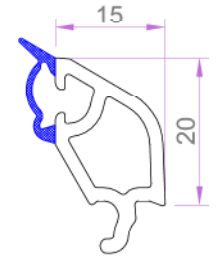
0.223 kg/m



ÜÇLÜ CAM ÇİTASI "34mm "

7063

0.199 kg/m



ÜÇLÜ CAM ÇİTASI "40mm "

7464

0.178 kg/m

