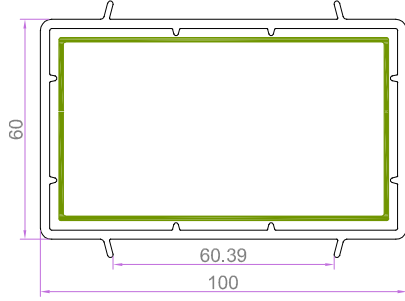
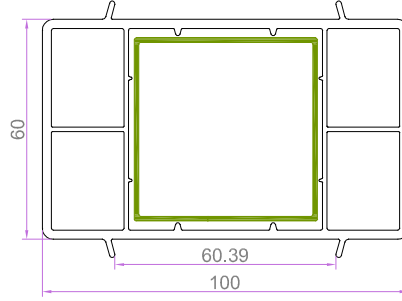


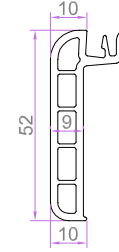
YARDIMCI PROFİLLER



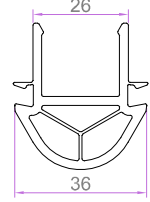
60x100 ODACIKSIZ KUTU PROFİLİ
6052 0.951 kg/m



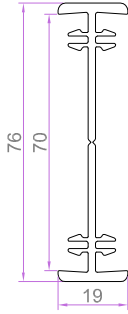
60x100 ODACIKLI KUTU PROFİLİ
6051 1.106 kg/m



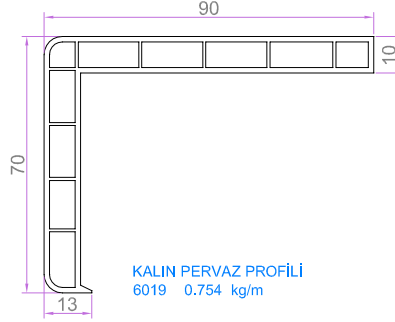
PERVAZ PRF.
7274 0.401 kg/m



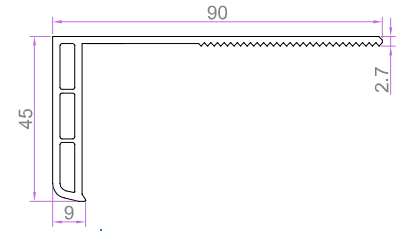
GRİYAJ BAĞLANTI
7258 0.491 kg/m



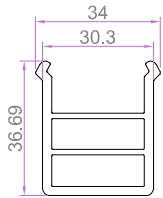
DAR BAĞ PRF.
7275 0.431 kg/m



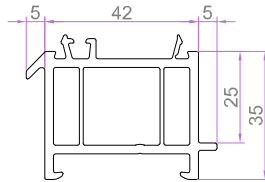
KALIN PERVAZ PROFİLİ
6019 0.754 kg/m



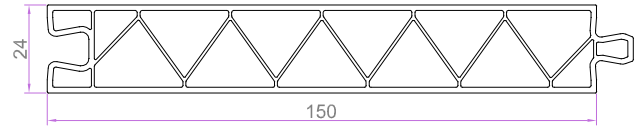
İNCE TIRTIKLI PERVAZ PRF.
6055 0.544 kg/m



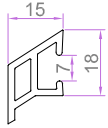
KÖRKASA YÜKSELTME
6053 0.472 kg/m



KÖRKASA YÜKSELTME
7257 0.658 kg/m



LAMBİRİ PROFİLİ *150x24mm - 7251 1.135 kg/m



KANAT DAMLALIK
7277 0.159 kg/m