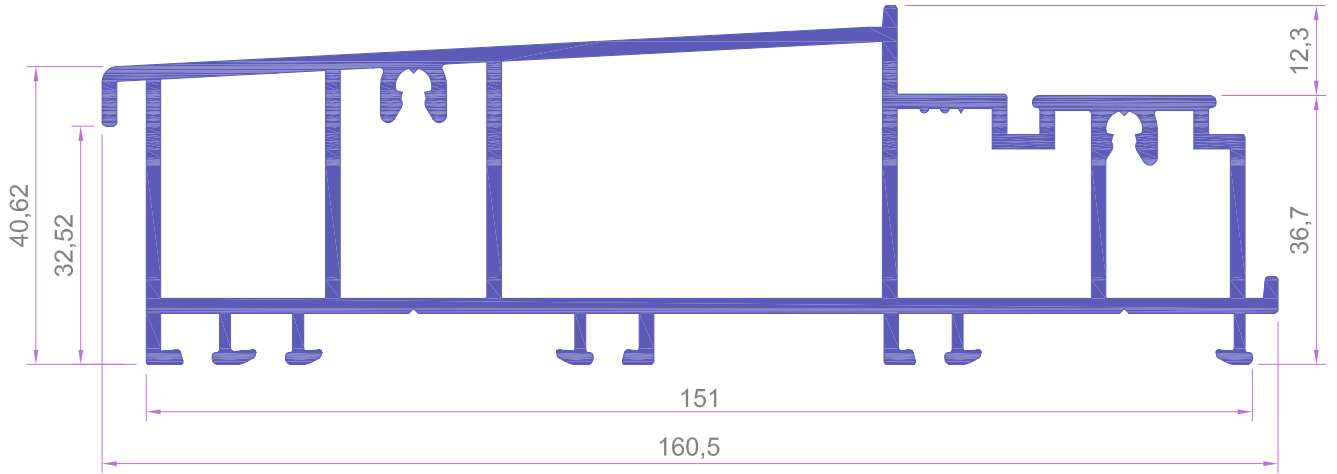


ALÜMİNYUM PROFİL TEKNİK ÇİZİMLERİ

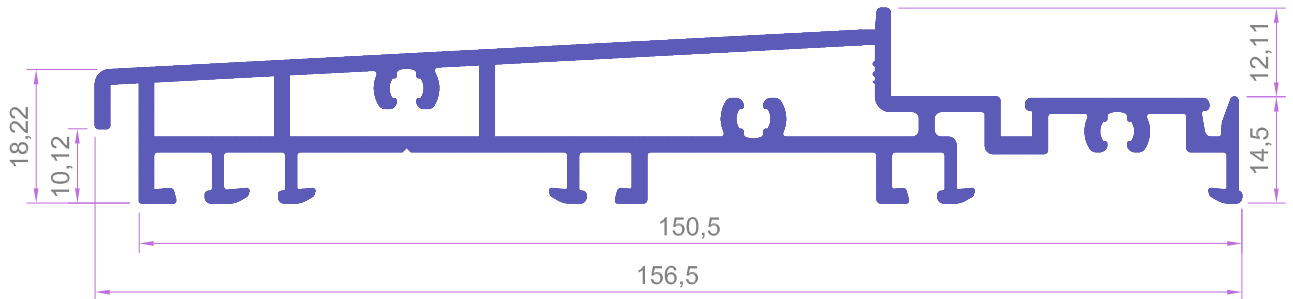
ALÜMİNYUM ALT KASA PROFİLİ

6695 3.317 kg / m



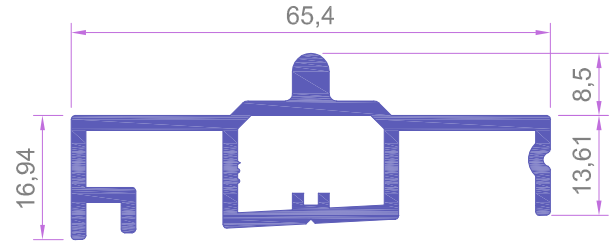
ALÜMİNYUM ALT DAR KASA PROFİLİ

6774 2.393 kg / m



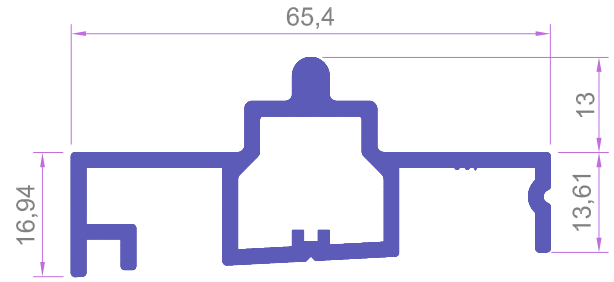
ALÜMİNYUM DIŞ RAY (AĞIR ARABA İÇİN)

6696 0.918 kg / m



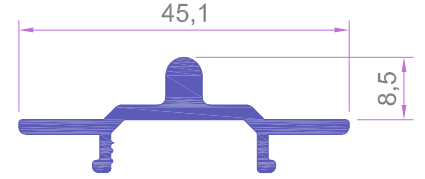
ALÜMİNYUM DIŞ RAY (HAFİF ARABA İÇİN)

7430 0.974 kg / m



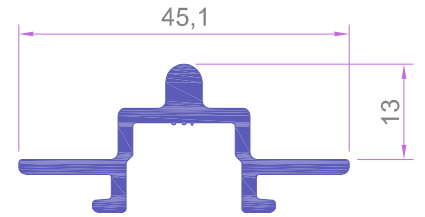
ALÜMİNYUM İÇ RAY (AĞIR ARABA İÇİN)

6697 0.385 kg / m



ALÜMİNYUM İÇ RAY (HAFİF ARABA İÇİN)

7431 0.465 kg / m



ALÜMİNYUM ÜST RAY

6698 0.608 kg / m

